

ACCESSORIES

INTERFACE CABLE: 10ft (3.05M), 25' (7.62m), LONGER BY SPECIAL ORDER.

COMPATIBLE DIMMERS: MAGIC GADGETS 2K, 6K, 12K, AND 24K PRO DIMMERS, DC DIMMER. ALL UNITS WITH REMOTE INPUT.

MULTI-BUTTON REMOTE: 2, 3, AND 4 BUTTON AND MINI KEYCHAIN REMOTES ARE AVAILABLE.

SHIPPING CASE: PELICAN 1200 HARD CASE HAS CUBED FOAM FOR EASY FITTING.

CONFIGURABLE: MANY AVAILABLE CONFIGURATIONS OF THIS PRODUCT INCLUDE AUDIBLE BEEP ON, OFF OR DURING LAMP ACTUATION, AUDIO OUTPUT, LED ARRAY TO REPLACE LAMP (PLUGS INTO LAMP SOCKET) OR INSTEAD OF LAMP ASSY., RECHARGEABLE BATTERIES, HIGH CURRENT ISOLATED RELAY FOR TRIGGERING EFFECTS, ETC., WIRED REMOTE, EXTENSION LAMP ASSY., TRANSMITTER VIBRATE, OTHERS.

CUSTOM CONFIGURATIONS: MADE TO USER SPECIFICATION. ASK FOR A QUOTATION.

REPLACEMENT PARTS:

CONTROL KNOB #4018BK
UNIVERSAL AC ADAPTR/CHRGR # SA-240A8F-11
6 FOOT AC CORD FOR ABOVE #ACIC6
SINGLE BUTTON TRANSMITTER # 1BXMTY
RECEIVER ANTENNA # WCSANT
LIGHT BULB, WEDGE BASE # 56VWBL
ALKALINE TRANSMITTER BATTERY # ALK-12
NIMH RECEIVER BATTERY # NIMH-12
INSTRUCTION LABEL #5-001LB

WARRANTY STATEMENT

OUR PRODUCTS ARE WARRANTED FOR A PERIOD OF ONE (1) YEAR FROM THE DATE OF DELIVERY, TO THE ORIGINAL PURCHASER OR LESSEE, TO BE FREE FROM DEFECTS IN MATERIALS OR WORKMANSHIP. *WE WILL, AT OUR OPTION, EXTEND THIS WARRANTY BEYOND ONE YEAR. THE WARRANTY TERMS STATED HERE MUST BE KEPT TO VALIDATE THIS EXTENSION.

THE SOLE AND EXCLUSIVE REMEDY FOR BREACH OF ANY WARRANTY CONCERNING THE PRODUCTS SHALL BE REPAIR OR REPLACEMENT OF DEFECTIVE PARTS AT NO CHARGE TO THE ORIGINAL PURCHASER OR LESSEE, AT THE DISCRETION OF WILLIAM A MCINTIRE ENTERPRISES.

THESE PRODUCTS ARE DESIGNED AND INTENDED FOR USE BY COMPETENT PROFESSIONALS ONLY. THE INDIVIDUAL USER SHOULD DETERMINE BEFORE USE WHETHER THESE DEVICES ARE SUITABLE, ADEQUATE, OR SAFE FOR THE USE INTENDED. BECAUSE INDIVIDUAL APPLICATIONS ARE SUBJECT TO GREAT VARIATION, THE MANUFACTURER MAKES NO REPRESENTATION OR WARRANTY AS TO THE SUITABILITY OR FITNESS OF THESE DEVICES FOR ANY SPECIFIC APPLICATION. DIRECT, INCIDENTAL, SPECIAL, OR CONSEQUENTIAL DAMAGES OR LOSSES RESULTING FROM THE USE, OR MISUSE, OF THESE DEVICES SHALL BE THE SOLE RESPONSIBILITY OF THE PURCHASER OR LESSEE.

(SOME STATES DO NOT ALLOW THE EXCLUSION OR LIMITATION OF INCIDENTAL OR CONSEQUENTIAL DAMAGES, SO THE ABOVE LIMITATION OR EXCLUSION MAY NOT APPLY TO YOU.)

SUBJECTING THE UNITS TO EXCESSIVELY ROUGH HANDLING, MOISTURE, HIGH VOLTAGES, OVERLOADING THE OUTPUT, OPERATING THE UNIT WITHOUT PROPER VENTILATION, IMPROPER PACKAGING FOR SHIPPING, DAMAGE INCURRED DURING SHIPPING, ANY IMPROPER OR NEGLIGENT USE, OR ANY ATTEMPT TO OPEN, REPAIR OR MODIFY THE UNIT, OR REMOVAL OR OBSCURING OF THE SERIAL NUMBER LABEL WILL VOID THE WARRANTY. WARRANTY MAY BE LIMITED TO ORIGINAL PURCHASER AS SHOWN ON ORIGINAL INVOICE.

TOYS OR TOOLS?

BOTH... TOYS WHEN ONE IS EXPLORING THEIR MANY APPLICATIONS. TOOLS WHEN THOSE APPLICATIONS SOLVE PROBLEMS ON THE JOB. PLEASE VISIT WWW.MAGICGADGETS.COM FOR UP TO DATE INFORMATION INCLUDING OPERATING INSTRUCTIONS, RESELLER AND RENTAL LOCATIONS, PRICES, AND MORE TOYS!

TRY THESE IN YOUR TOOL BOX
THEY WORK WITH THE WIRELESS CUE LIGHT INTERFACE CONNECTION...

PRO AND PRO PLUS DIMMER*: A SINGLE CHANNEL PRECISION AC IN-LINE DIMMER WITH SWITCHING INTERFACE OR OPTIONAL ANALOG INTERFACE.


THESE ALSO HAVE AN INTERFACE OUTPUT:

SHADOWMAKER: A 3 CHANNEL, 2,000 WATT PER CHANNEL, LIGHTING EFFECTS UNIT WITH HIGH AND LOW DIMMER PRESETS AND 16 EFFECTS. CONTAINS 3 SWITCHING INTERFACE OUTPUTS.

FLICKER 2D*

* AVAILABLE IN 2K, 6K, 12K, AND 24K MODELS

** DOES NOT HAVE AN INTERFACE OUTPUT..



Magic Gadgets

a service of McIntire Enterprises
12986 MAPLELEAF CT NE, AURORA, OR
97002 USA TEL. 503 678 6236

WWW.MAGICGADGETS.COM

INSTRUCTIONS and SPECIFICATIONS

for

WIRELESS CUE LIGHT

390MHZ DIGITAL CODED SYSTEM WITH FLEXIBLE INTELLIGENT RECEIVER

ALSO WORKS WITH
MAGIC GADGETS DIMMERS.
CUSTOM CONFIGURATIONS AND
FEATURES ARE AVAILABLE


THE ONE WITH THE BEST TOYS WINS!

SAFETY


DO NOT USE WHEN WET. DO NOT USE IN EXPLOSIVE ENVIRONMENT. USE GROUNDED POWER SOURCE. PROVIDE ADEQUATE VENTILATION AND MAINS CIRCUIT BREAKER. **ELECTRONIC POWER SWITCHING MAY BE USED BY THIS DEVICE. DISCONNECT FROM POWER BEFORE MAKING CONNECTIONS OR HANDLING CONNECTED EQUIPMENT AS OUTPUT MAY STILL BE ENERGIZED EVEN WHEN THE UNIT APPEARS TO BE OFF! DO NOT USE AC WITHOUT GROUND CONNECTED. DO NOT USE FOR PYROTECHNICS OR POTENTIALLY DANGEROUS ACTUATIONS.**

SPECIFICATIONS

PHYSICAL: RECEIVER SIZE, 4.25" (25mm) WIDE, 2.65" (67mm) DEEP, 5.25" (133mm) HIGH (APPX.). 22.9oz, (649gr) WITH NIMH BATTERIES.



TRANSMITTER SIZE, 3.00" (76mm) WIDE, 1.70" (43mm) DEEP, 0.60" (15.24mm) HIGH (APPX.). 1.2OZ, (34gr).



1 LIGHT KIT WEIGHT, 2.38lb (0.75kg), 5.85lb (2.65kg) READY TO SHIP IN 1200 PELICAN HARD CASE.

ELECTRICAL: POWER SOURCE: 24 VOLTS MAXIMUM AC OR DC AT POWER CONNECTOR. AC ADAPTER/CHARGER INCLUDED IN STANDARD CONFIGURATION. INTERFACE OUTPUT: 0.125" (3.5 mm), 2 CONDUCTOR PHONE PLUG. 10 VOLTS DC NOMINAL, 15 VOLTS MAXIMUM, 10 MILLIAMPS PEAK. TIP NEGATIVE, SLEEVE POSITIVE.

LIMITATIONS: THE 390 MHZ RADIO FREQUENCY USED BY THIS DEVICE MAY NOT BE ACCEPTABLE FOR USE IN ALL COUNTRIES. CHECK LOCAL RULES REGARDING BEFORE USING THIS EQUIPMENT TO ENSURE THAT INTERFERENCE WITH EXISTING FREQUENCIES WILL NOT OCCUR.

RANGE DEPENDS ON ENVIRONMENTAL CONDITIONS AND BATTERY CONDITION. CHANGE THE LOCATION OF THE TRANSMITTER AND RECEIVER IF RANGE SEEMS TOO SHORT. KEEP THE TRANSMITTER AND RECEIVER AWAY FROM LARGE METALLIC OBJECTS. ATTACH THE ANTENNA TO THE GREEN JACK ON THE TOP OF THE UNIT TO EXTEND RANGE. CHECK OR CHARGE BATTERIES IF RANGE STILL SEEMS TOO SHORT. TRANSMISSION THROUGH THIN WOODEN SET WALLS IS USUALLY NOT A PROBLEM.

METALLIC LABELS SUCH AS SERIAL NUMBERS, ETC. APPLIED TO THE TRANSMITTER CAN INTERFERE WITH THE RADIO FREQUENCIES AND LIMIT THE TRANSMITTING RANGE.

OPERATION

DELAY: CODED RADIO FREQUENCY TRANSMITTERS TAKE A MOMENT FOR THE CODE TO BE RECOGNIZED BY THE RECEIVER. OLDER TRANSMITTERS MUST HAVE THE BUTTON HELD FOR A MOMENT (COUNT ONE-THOUSAND-ONE) INSTEAD OF "PUNCHING" IT AS YOU MIGHT A TELEPHONE KEYPAD. NEWER UNITS DO NOT REQUIRE THE BUTTON TO BE HELD AND CAN BE "PUNCHED". WITH ALL UNITS THERE IS A SLIGHT DELAY BEFORE THE RECEIVER RESPONDS. USUALLY, THE LED WILL LIGHT BEFORE THE...

...MAIN LAMP. IT IS BEST TO TEST AND FAMILIARIZE YOURSELF WITH THESE DELAYS PRIOR TO OPERATING THE SYSTEM.

CONTROLS: THE 3 POSITION TOGGLE SWITCH ALLOWS THREE MODES OF LAMP OPERATION; LEFT= LED AND MAIN LAMP (WILL STAY ON AS LONG AS TRANSMITTER BUTTON IS HELD), CENTER = LED ONLY, RIGHT = LED WITH MAIN LAMP FLASHING. IN FLASHING MODE THE LAMP TOGGLES ON AND OFF WITH EACH TRANSMITTER BUTTON PRESS. THE DIMMER AFFECTS ONLY THE MAIN LAMP. IT ALLOWS USE CLOSE TO THE CAMERA WITHOUT WASHING LIGHT INTO THE LENS OR SET.

TEST BUTTON: PRESS "TEST" BUTTON ON THE REAR OF THE UNIT TO CHECK THE LIGHT BULB.

BATTERIES: IF CONFIGURED AT THE FACTORY WITH RECHARGEABLE BATTERIES THE CHARGING PROCESS IS AUTOMATIC WHEN THE AC ADAPTER/CHARGER IS CONNECTED. AN LED NEAR THE POWER SWITCH INDICATES CHARGE STATE, I.E. ON = CHARGING, OFF = CHARGED. NIMH BATTERIES ARE NOT SUBJECT TO "MEMORY" BUT CAN BE DAMAGED WITH EXCESSIVE CHARGING. **!DO NOT CHARGE ALKALINE BATTERIES!**

USING MULTIPLE UNITS

TRANSMITTERS WITH RED OR GREEN LED CAN BOTH BE CODED TO ANY RECEIVER AT THE SAME TIME. UNITS WITH YELLOW LED CAN NOT BE CODED WITH EITHER RED OR GREEN AT THE SAME TIME.

ONLY ONE TRANSMITTER CAN BE ACTIVATED AT A TIME. PRESSING MORE THAN ONE TRANSMITTER BUTTON AT ONCE WILL CONFUSE THE RECEIVERS AND NONE OF THE RECEIVER LAMPS WILL LIGHT.

TO USE SEVERAL RECEIVERS WITH A SINGLE TRANSMITTER, PRESS AND HOLD THE "CODE" BUTTON ON THE BACK OF THE RECEIVER UNTIL THE "CODE" LED GOES OFF, THIS ERASES ALL CODES IN THE MEMORY. PRESS THE "CODE" BUTTON AGAIN, THE "CODE" LED WILL STAY LIT. PRESS THE TRANSMITTER BUTTON UNTIL THE "CODE" LED GOES OFF. THE NEW CODE...

...HAS BEEN LEARNED BY THE RECEIVER. SEVERAL CODES CAN BE HELD IN MEMORY AT THE SAME TIME. THESE CODES ARE REMEMBERED EVEN WHEN THE UNIT IS OFF OR WHEN BATTERIES ARE BEING REPLACED.

THE INTERFACE

THE INTERFACE OUTPUT TOGGLES ON AND OFF WITH EACH INDICATION OF THE LED. THIS OUTPUT CAN CONTROL ONE DIMMER, OR SEVERAL, BY USING THE INPUT LOOP ON THE DIMMER. BY CONNECTING ONE INTERFACE LOOP TO THE NEXT, MANY DIMMERS CAN BE ENABLED BY THE SAME OUTPUT.



BY PRESETTING THE DIMMER AND TURNING IT OFF AND THEN APPLYING THE INTERFACE CONTROL VOLTAGE THE DIMMER TURNS ON TO THE LEVEL THAT WAS PREVIOUSLY SET.

CAUTION: CONNECT INTERFACE OUTPUT ONLY TO MAGIC GADGETS DEVICES WITH AN INTERFACE INPUT. CONNECTING OTHER LOAD DEVICES TO THE OUTPUTS CAN DAMAGE THE UNITS CONNECTED.

TRICKS

USE COLORED GEL OVER THE LAMPS TO COLOR CODE THE LIGHT WHEN YOU HAVE SEVERAL RECEIVERS IN THE SAME AREA AND WANT TO CUE MORE THAN ONE ACTOR SEPARATELY. TO CONCENTRATE THE DIRECTION OF THE LIGHT AND INCREASE CONTRAST, SUCH AS WHEN **USING IN BRIGHT LIGHTING** CONDITIONS, MAKE A "SNOOT" OUT OF PAPER OR CARD STOCK AROUND THE WHITE LAMP.