

ACCESSORIES

REMOTE CONTROL CABLE:

10ft (3.05M), 25' (7.62m), LONGER BY SPECIAL ORDER.

SHIPPING CASE: PELICAN 1150

HARD CASE HAS CUBED FOAM FOR EASY FITTING.

CONNECTOR GUARD: AN AC

INPUT CONNECTOR GUARD, FOR EXTREME APPLICATIONS, STOPS GROUND PIN BREAKAGE.

REPLACEMENT PARTS:

CONTROL KNOB #4018BK

AC PLUG #1602NP

AC SOCKET #1603NS

FUSE HOLDER #571007

FUSE #BLF20F

POWER BLOCK #Q4040P

AC CONNECTOR GUARD #3001CG

WARRANTY STATEMENT

OUR PRODUCTS ARE WARRANTED FOR A PERIOD OF ONE (1) YEAR FROM THE DATE OF DELIVERY, TO THE ORIGINAL PURCHASER OR LESSEE, TO BE FREE FROM DEFECTS IN MATERIALS OR WORKMANSHIP. *WE WILL, AT OUR OPTION, EXTEND THIS WARRANTY BEYOND ONE YEAR. THE WARRANTY TERMS STATED HERE MUST BE KEPT TO VALIDATE THIS EXTENSION.

THE SOLE AND EXCLUSIVE REMEDY FOR BREACH OF ANY WARRANTY CONCERNING THE PRODUCTS SHALL BE REPAIR OR REPLACEMENT OF DEFECTIVE PARTS AT NO CHARGE TO THE ORIGINAL PURCHASER OR LESSEE, AT THE DISCRETION OF WILLIAM A MCINTIRE ENTERPRISES.

THESE PRODUCTS ARE DESIGNED AND INTENDED FOR USE BY COMPETENT PROFESSIONALS ONLY. THE INDIVIDUAL USER SHOULD DETERMINE BEFORE USE WHETHER THESE DEVICES ARE SUITABLE, ADEQUATE, OR SAFE FOR THE USE INTENDED. BECAUSE INDIVIDUAL APPLICATIONS ARE SUBJECT TO GREAT VARIATION, THE MANUFACTURER MAKES NO REPRESENTATION OR WARRANTY AS TO THE SUITABILITY OR FITNESS OF THESE DEVICES FOR ANY SPECIFIC APPLICATION. DIRECT, INCIDENTAL, SPECIAL, OR CONSEQUENTIAL DAMAGES OR LOSSES RESULTING FROM THE USE, OR MISUSE, OF THESE DEVICES SHALL BE THE SOLE RESPONSIBILITY OF THE PURCHASER OR LESSEE.

(SOME STATES DO NOT ALLOW THE EXCLUSION OR LIMITATION OF INCIDENTAL OR CONSEQUENTIAL DAMAGES, SO THE ABOVE LIMITATION OR EXCLUSION MAY NOT APPLY TO YOU.)

SUBJECTING THE UNITS TO EXCESSIVELY ROUGH HANDLING, MOISTURE, HIGH VOLTAGES, OVERLOADING THE OUTPUT, OPERATING THE UNIT WITHOUT PROPER VENTILATION, IMPROPER PACKAGING FOR SHIPPING, DAMAGE INCURRED DURING SHIPPING, ANY IMPROPER OR NEGLIGENT USE, OR ANY ATTEMPT TO OPEN, REPAIR OR MODIFY THE UNIT, OR REMOVAL OR OBSCURING OF THE SERIAL NUMBER LABEL WILL VOID THE WARRANTY. WARRANTY MAY BE LIMITED TO ORIGINAL PURCHASER AS SHOWN ON ORIGINAL INVOICE.

TOYS OR TOOLS?

BOTH... TOYS WHEN ONE IS EXPLORING THEIR MANY APPLICATIONS. TOOLS WHEN THOSE APPLICATIONS SOLVE PROBLEMS ON THE JOB. PLEASE VISIT WWW.MAGICGADGETS.COM FOR UP TO DATE INFORMATION INCLUDING OPERATING INSTRUCTIONS, RESELLER AND RENTAL LOCATIONS, PRICES, AND MORE TOYS!


TRY THESE IN YOUR TOOL BOX

THEY WORK WITH THE REMOTE CONNECTION...

FLICKER 3D: THREE INTERACTIVE CHANNELS CONNECT TO OUR DIMMERS VIA 3 INTERFACE OUTPUTS TO DIRECTLY DRIVE MAGIC GADGETS DIMMERS TO MAKE SHADOWS MOVE FOR VERY REALISTIC FIRELIGHT. HAS 16 EFFECTS INCLUDING CHASES, LIGHTNING, WARNING LIGHTS, AND MORE. NO LAMP OUTPUTS. EFFECTS ARE THE SAME AS SHADOWMAKER.

CUE-STAR WIRELESS CUE LIGHT/SWITCH: TALENT CAN BE RELIABLY CUED FROM OFF SET OR STAGE SILENTLY. ALSO SENDS AN INTERFACE OUTPUT, LATCHES ON/OFF WITH EACH WIRELESS CUE.

FLICKER 2 DIGITAL: A 2,000 WATT SINGLE CHANNEL LIGHTING EFFECTS UNIT WITH HIGH AND LOW DIMMER PRESETS AND 16 EFFECTS. CONTAINS 1 SWITCHING INTERFACE OUTPUT. AVAILABLE IN 2K, 6K, 12K, AND 24K MODELS



Magic Gadgets

a service of McIntire Enterprises
12986 MAPLELEAF CT NE, AURORA, OR
97002 USA TEL. 503 678 6236

WWW.MAGICGADGETS.COM

INSTRUCTIONS and SPECIFICATIONS

for

2K INLINE AC FLICKER/DIMMER

RANDOM FLICKER
GENERATOR/DIMMER

ALSO AVAILABLE IN A
LOW VOLTAGE AC VERSION

BEST
THE ONE WITH THE MOST TOYS WINS!

SAFETY

GENERAL SAFETY: DO NOT USE WHEN WET. DO NOT USE IN EXPLOSIVE ENVIRONMENT. FOR PROPER INDICATOR OPERATION, USE GROUNDED POWER SOURCE. PROVIDE ADEQUATE VENTILATION AND MAINS CIRCUIT BREAKER. **ELECTRONIC POWER SWITCHING IS USED BY THIS DEVICE. DISCONNECT FROM POWER BEFORE MAKING CONNECTIONS OR HANDLING CONNECTED EQUIPMENT AS OUTPUT MAY STILL BE ENERGIZED EVEN WHEN THE UNIT APPEARS TO BE OFF! DO NOT USE WITHOUT GROUND CONNECTED. DO NOT MAKE OR BREAK POWER CONNECTION WITH THE UNIT ON.**


GROUND INDICATOR: THIS UNIT HAS A GROUND/VOLTAGE INDICATOR LIGHT WHICH FLASHES ONLY WHEN A GROUND IS DETECTED, HOWEVER, **THE REMOTE CONNECTION CAN CAUSE A FALSE GROUND INDICATION. ALSO, EVEN WHEN THE GROUND INDICATOR IS WORKING IT MAY NOT INDICATE A HIGH CURRENT GROUND WHICH IS NECESSARY FOR SAFE GROUNDING. THE INDICATOR IS PROVIDED AS A CONVENIENCE RATHER THAN AN ABSOLUTE INDICATOR OF A SAFE GROUNDED CONDITION.**

VOLTAGE INDICATOR: THE GROUND/VOLTAGE INDICATOR LIGHT SHOWS CORRECT APPROXIMATE SOURCE VOLTAGE WITH A ONE FLASH PER SECOND RATE. A HIGHER VOLTAGE WILL CAUSE A FASTER FLASH AND LOWER VOLTAGE A SLOWER FLASH. IT ALSO INDICATES CORRECT INPUT POLARITY EXISTS BETWEEN THE "HOT" CONDUCTOR OF THE AC INPUT CONNECTOR AND THE EARTH/GROUND CONDUCTOR. NO INDICATION SHOWS POSSIBLE HOT/NEUTRAL REVERSAL **ON 150 VOLT UNITS ONLY.**

SPECIFICATIONS

PHYSICAL: SIZE 3.62" (92mm) WIDE, 6.0" (152mm) LONG, 2.75" (70mm) HIGH (APPX.).

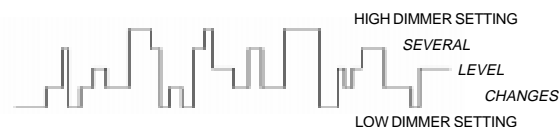
WEIGHT 1.7 lb (0.75kg), 2.0 lb (0.911kg) READY TO SHIP, 3.8 lb (1.71kg) IN 1150 PELICAN HARD CASE.



ELECTRICAL: POWER SOURCE: US & CANADA 150 VOLTS MAXIMUM (EUROPE 250 VOLTS MAXIMUM), AC ONLY. 2,000 WATTS MAXIMUM. USE ONLY TYPE BLF 20 AMP FAST BLOW FUSE (250 VOLT UNITS USE BLF 10). *FUSE IS LOCATED IN THE HOLDER NEAR THE OUTPUT CONNECTOR.*

REMOTE INPUT: 0.125" (3.5 mm), 2 CONDUCTOR PHONE PLUG. 10 VOLTS DC NOMINAL, 15 VOLTS MAXIMUM. TIP NEGATIVE, SLEEVE POSITIVE. SLEEVE COMMON WITH AC CONNECTOR GROUND PIN.

TECHNICAL: THE DIAGRAM BELOW ILLUSTRATES THE HIGH RESOLUTION OUTPUT OF THE UNIT DURING THE SEQUENCE OF THE RANDOM PROGRAM. SEVERAL CHANGES IN...



... LIGHT OUTPUT TAKE PLACE DURING THE EFFECT IMPARTING DEPTH AND PERSONALITY TO THE LIGHTING EFFECT.

OPERATION

PROVIDE ADEQUATE VENTILATION AND MAINS BREAKER.

TO USE AS DIMMER ONLY, SET TOGGLE SWITCH TO "DIMMER" POSITION, TURN "HIGH SET" CONTROL FULLY CCW (COUNTER-CLOCKWISE), CONTROL LAMP OUTPUT WITH "LOW SET" CONTROL, TURN TOGGLE SWITCH "OFF" TO TURN THE LAMP OFF. DIMMER WILL RETURN TO PREVIOUS SETTING WHEN TOGGLE SWITCH IS TURNED "ON" AGAIN.

TO USE AS FLICKER GENERATOR, SET TOGGLE SWITCH TO "DIMMER" SETTING, TURN "LOW SET" CONTROL TO THE LOWEST LAMP SETTING DESIRED (LAMP WILL NOT GO BELOW THIS SETTING), TURN TOGGLE SWITCH TO "FLICKER" POSITION, TURN "SPEED" CONTROL TO ABOUT THE "8" POSITION, TURN THE "HIGH SET" CONTROL TO THE HIGHEST LAMP SETTING DESIRED (LAMP WILL NOT GO ABOVE THIS SETTING), EFFECT WILL TAKE PLACE BETWEEN THE "HIGH SET" AND "LOW SET" SETTINGS, SET "SPEED" CONTROL TO PROVIDE THE DESIRED LIGHTING EFFECT.

GREEN LAMP FLASHES AT 1 HZ IF UNIT IS GROUNDED (NO INTERFACE CONNECTED) & VOLTAGE IS 120.

TRICKS & TIPS

TRICK: THE REMOTE INPUT CAN BE SEQUENCED BY THE INTERFACE OUTPUTS ON MAGIC GADGETS EFFECTS AND CONTROL DEVICES SUCH AS FLICKER 3D, SHADOWMAKER, FLICKER 2D AND OTHERS.

TIP: REAL (NON-CHEMICAL) FIRE HAS AN APPARENT COLOR RANGE FROM YELLOW-ORANGE TO ORANGE-RED. IF A LOWER LIGHT OUTPUT IS ACCEPTABLE A HIGH WATTAGE...

...LAMP CAN BE DIMMED MORE TO TAKE ON THIS FIRE-LIKE COLOR. IF A HIGHER LIGHT OUTPUT IS REQUIRED THE LAMP SHOULD BE DIMMED LESS AND A COLOR GEL USED TO REPRODUCE THE FIRE COLOR ALTHOUGH SOME DIMMING MAY BE REQUIRED TO ACCENTUATE THE FLICKER ACTION.


FINAL ADJUSTMENT

IT IS BEST TO MAKE SMALL ADJUSTMENTS WHILE OBSERVING THE EFFECT FOR A 15 TO 30 SECOND PERIOD. ADJUSTING THINGS TOO FAST OR TOO MUCH WILL GIVE UNDESIRABLE RESULTS. BECOMING FAMILIAR WITH THE INTERACTIVITY OF THE CONTROLS IS HELPFUL.

STEP BACK AND LOOK AT THE EFFECT IN THE BIG PICTURE TAKING INTO CONSIDERATION THE FRAME OR SETTING WITHIN WHICH THE EFFECT IS TO BE USED. GENERALLY SPEAKING "LESS IS MORE".

REMOTE CONNECTOR

THE UNIT WILL ENTER "STANDBY MODE" WHEN APPROXIMATELY 9 VOLTS DC IS APPLIED VIA THE MARKED "REMOTE", A 1/8 INCH (3.5 MM) 2 CONDUCTOR JACK (TIP-).



SEE BACK PANEL FOR THESE AND OTHER MAGIC GADGETS THAT WORK WITH THE REMOTE INPUT ON THE 2K FLICKER/DIMMER.